

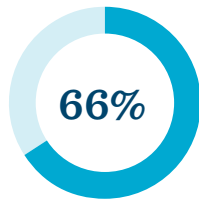
Michigan Voters Support Medical Aid in Dying

Legislation to allow medical aid in dying, an option for mentally capable, terminally ill adults to peacefully end unbearable suffering, is supported by a wide majority of Michigan voters, regardless of political affiliation, disability, gender identity, age or religion.

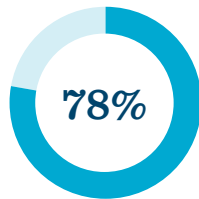
73% MICHIGAN VOTERS OVERALL SUPPORT MEDICAL AID IN DYING

Majority Support Across Demographics

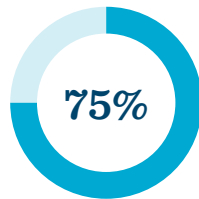
AGE:



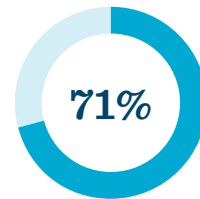
18-29



30-44

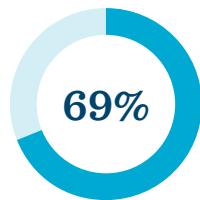


45-59

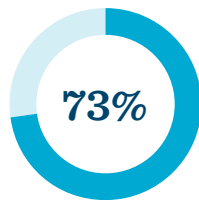


60-69

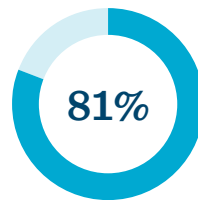
RELIGION:



CATHOLIC

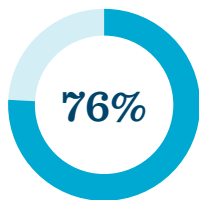


CHRISTIAN, NOT CATHOLIC

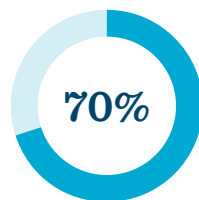


ATHEIST, AGNOSTIC OR NON-AFFILIATED

GENDER IDENTITY:



MEN



WOMEN

BY A 53-POINT MARGIN:

Voters who identify as **living with a disability** support medical aid in dying.

73% SUPPORT

20% OPPOSE




Political Affiliation and Voting Preferences

POLITICAL AFFILIATION:



76%
DEMOCRATS



65%
REPUBLICANS

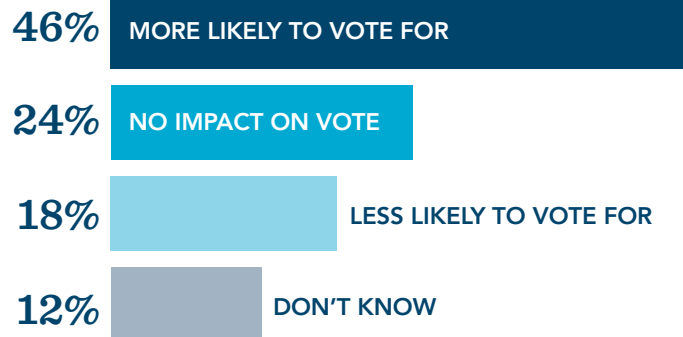


77%
INDEPENDENTS/
DON'T KNOW



BY A 28-POINT MARGIN:

Voters say they are more likely to vote for state legislative candidates who support medical aid in dying.



Source: Susquehanna Polling and Research, Inc., conducted a live telephone survey of 700 likely 2024 voters in Michigan from September 5-10, 2023.